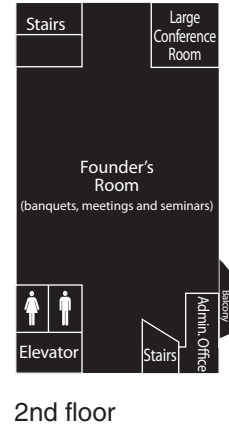
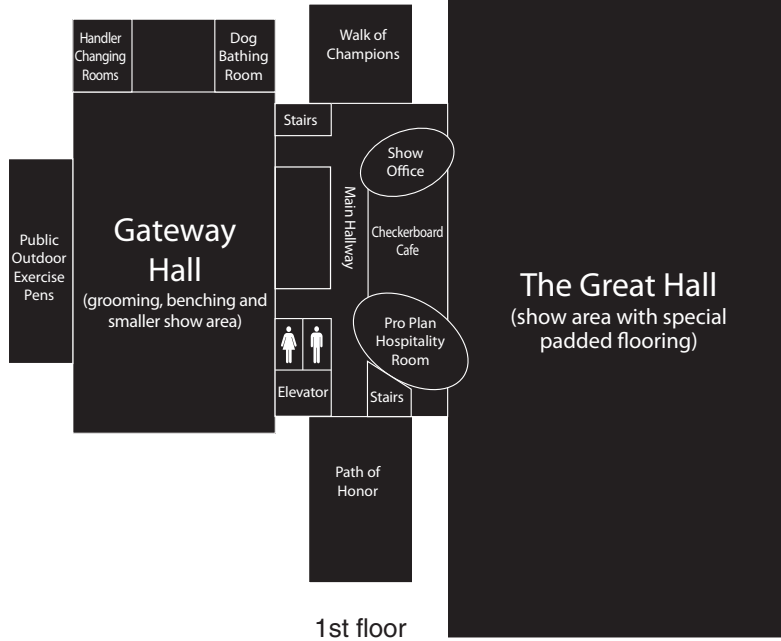
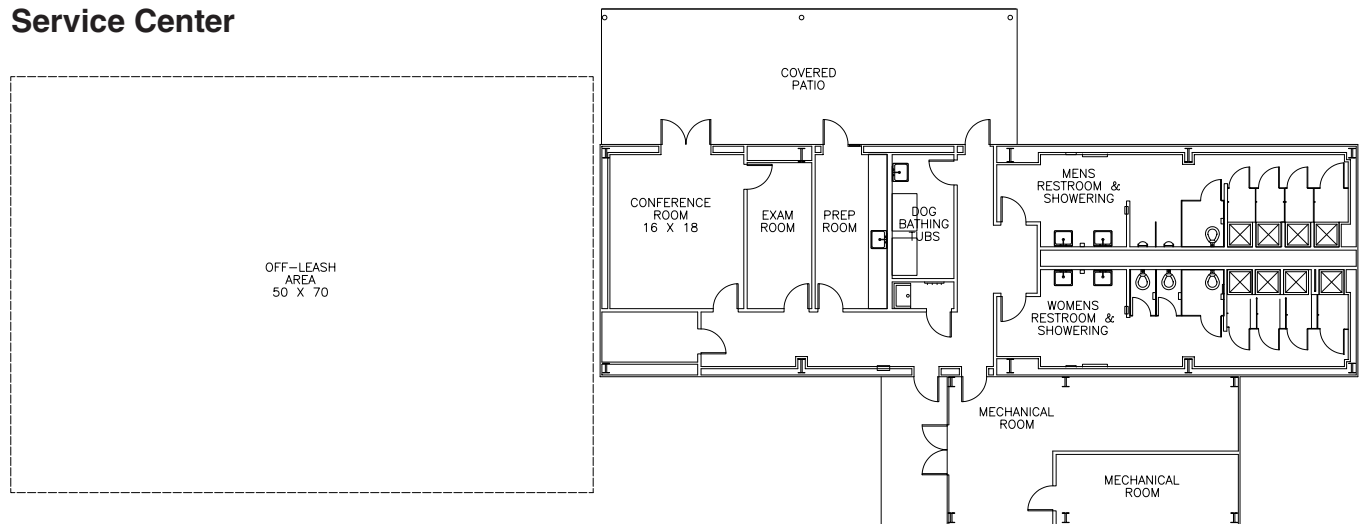


# Purina Event Center



Diagrams not to scale. See dimensions below.

## Service Center



	Dimensions	Square feet	Seating	Capacity	Amenities
The Great Hall	300x150	45,000	N/A	2200	PA system
The Gateway Hall	150x90	13,500	N/A	1315	PA system
The Founder's Room	80x75	N/A	Banquet - 320 Theater - 420	460	Full AV equipment - projector, audio, laptop hook ups, screen
Large Conference Room	25x25	N/A	Boardroom - 20 Classroom - 45	N/A	whiteboard
Service Center Conference Room	16x18	N/A	Boardroom - 12	N/A	rolling whiteboard
Checkerboard Café	30x80	N/A	64	102	N/A
Pro Plan Hospitality Room	N/A	N/A	40	N/A	television monitor